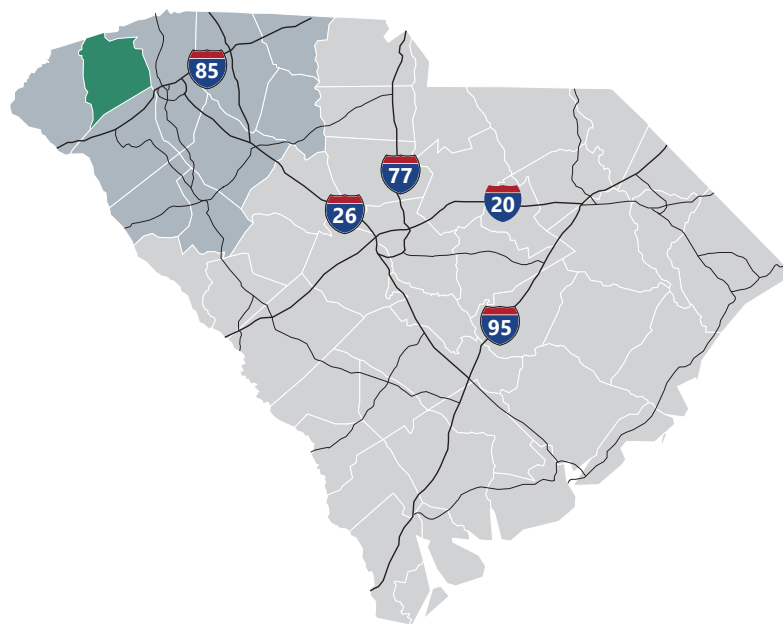


Gem of the Foothills



Pickens County

Pickens County is an area rich in history, beauty, and vision for the future. Pickens is part of one of the nation's fastest growing regions, the I-85 Corridor yet maintains a small town atmosphere, while located only 30 minutes from Greenville and two hours from Atlanta, GA and Charlotte, NC. The bordering Blue Ridge region provide a beautiful backdrop for natural attractions such as Lakes Jocassee and Keowee, Table Rock State Park, scenic Highway 11, and the SC Botanical Garden. Pickens County is also home to Clemson University, Southern Wesleyan University, and Tri-County Technical College, offering Pickens County companies a competitive advantage. Leaders from the education, business, and industrial communities work together to ensure Pickens County students possess the training and education they need when they enter the workforce. From consistently high academic achievement in schools, access to state-of-the-art medical care, consistently low crime rate, to a variety of recreational and cultural amenities, the quality of life in Pickens County, South Carolina is second to none.



Total Population

	2010	2021	2026	Growth Rate ¹
Pickens County	119,224	130,793	136,321	0.83%
Upstate SC	1,362,073	1,544,124	1,631,029	1.10%
South Carolina	4,625,364	5,321,206	5,665,411	1.26%

¹Projected Annual Growth Rate 2021-2026

Population by Age

	2010	2021	2026
Under 5	5.4%	4.7%	4.7%
5 to 9	5.6%	5.0%	4.9%
10 to 14	5.9%	5.3%	5.4%
15 to 24	22.0%	19.9%	19.5%
25 to 34	11.3%	13.1%	11.6%
35 to 44	11.7%	10.8%	11.5%
45 to 54	13.3%	11.2%	10.8%
55 to 64	11.5%	12.6%	12.1%
65+	13.4%	17.5%	19.5%
Median Age	34.9	36.8	38.3

35.0% of the 2021 population is prime working age

Population by Race & Ethnicity

	2010	2021	2026
White	88.7%	87.0%	86.0%
Black	6.6%	7.0%	7.0%
American Indian/ Alaska Native	0.2%	0.2%	0.3%
Asian	1.6%	1.9%	2.1%
Hawaiian/ Pacific Islander	0.0%	0.0%	0.0%
Some Other Race	1.4%	1.8%	2.1%
Two or More Races	1.5%	2.1%	2.5%
Hispanic Origin (Any Race)	3.1%	4.0%	4.5%

Households & Families

	2010	2021	2026
Total Households	45,228	49,591	51,890
Total Families	29,540	31,692	32,961
Average HH Size	2.48	2.47	2.47
Renter Occupied*	31.1%	31.8%	31.0%
Owner Occupied*	68.9%	68.2%	69.0%

*Housing tenure data is a percentage of total occupied housing units

Median Household Income

	2021	2026
Pickens County	\$52,001	\$55,936
South Carolina	\$55,711	\$61,082
United States	\$64,730	\$72,932

Per Capita Income

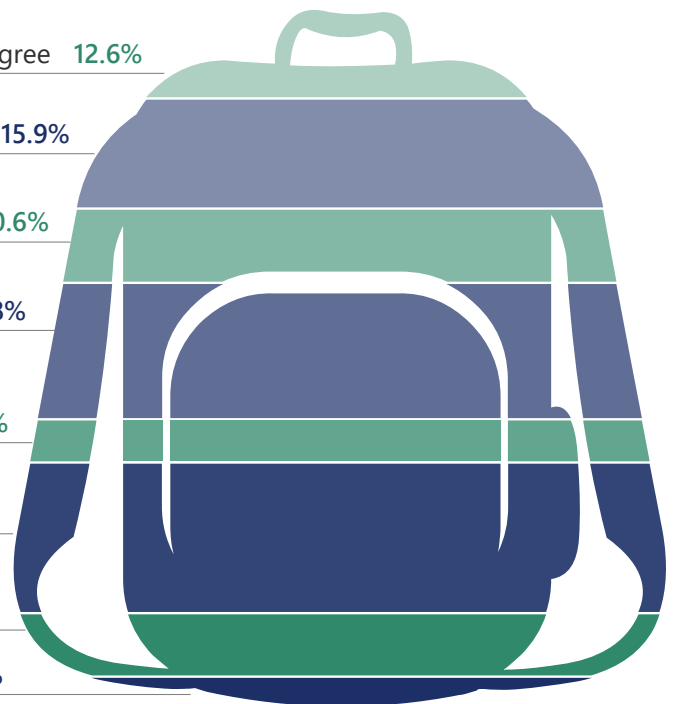
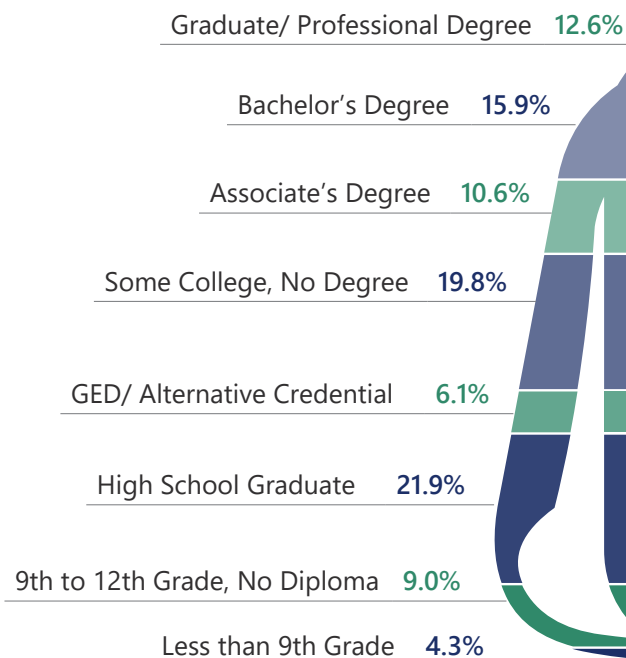
	2021	2026
Pickens County	\$25,324	\$28,285
South Carolina	\$30,714	\$34,369
United States	\$35,106	\$39,378

2021 Highest Education Attainment, Age 25+

High School Diploma or Higher



Bachelor's Degree or Higher





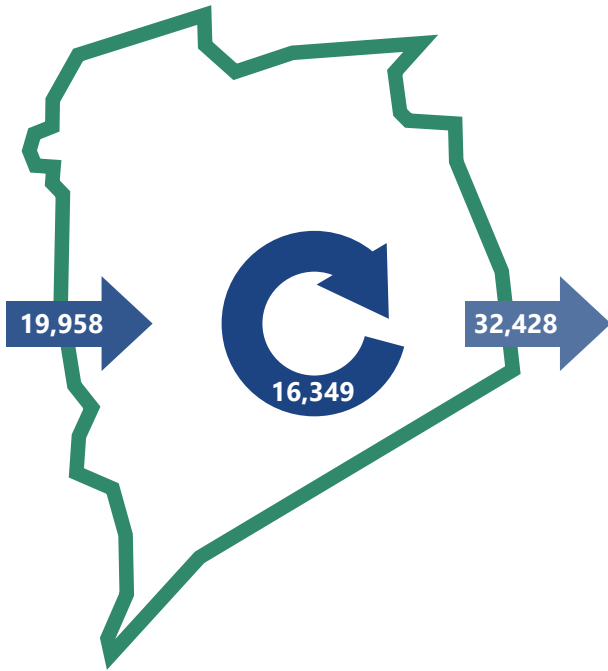
2018 Commuting Patterns

Travel Distance to Work

Less than 10 miles	34.5%
10-24 miles	40.9%
25-50 miles	10.5%
50 miles or more	14.1%

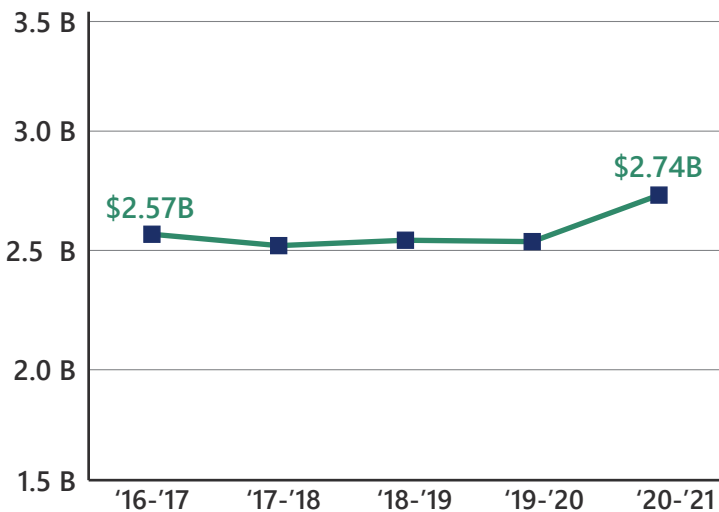
75.4% of workers travel less than 25 miles

Worker Inflow/Outflow



Live and Work in Pickens County	16,349
Commute into Pickens County	19,958
Commute Out of Pickens County	32,428

Gross Retail Sales by Fiscal Year



Where Do Pickens County Workers Live?

Pickens County	45.0%
Anderson County	15.6%
Greenville County	14.1%
Oconee County	9.4%
Spartanburg County	2.6%
Richland County	1.0%
Lexington County	0.7%
Charleston County	0.7%
York County	0.7%
Aiken County	0.6%

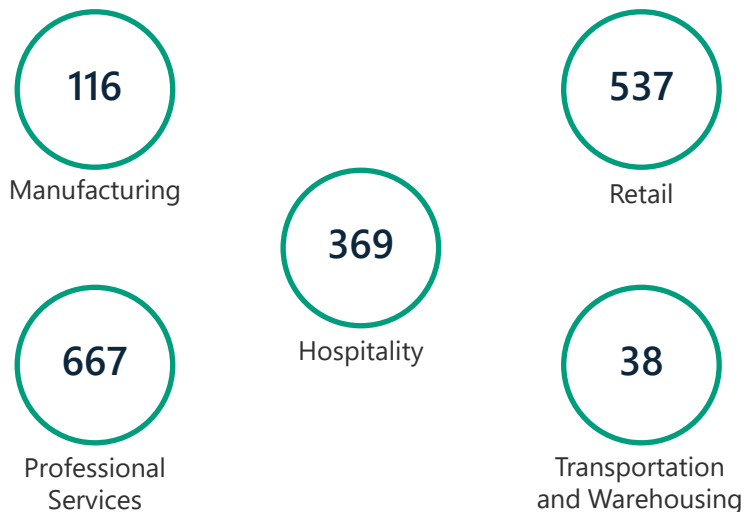
2021 Employment by Industry

Agriculture/Mining	0.8%	448
Construction	8.2%	4,883
Manufacturing	15.9%	9,502
Wholesale Trade	2.2%	1,294
Retail Trade	10.5%	6,297
Transportation/Utilities	6.4%	3,809
Information	0.9%	506
Finance/Insurance/Real Estate	4.9%	2,951
Services	47.0%	28,130
Public Administration	3.4%	2,053
Total	100%	59,873

2021 Civilian Population in Labor Force (16+)

Labor Force	62,728
Unemployed	4.6%

2021 Business Establishments by Industry



Top 5 Manufacturing Employers

Company	Employees	Primary Product(s)
Reliable Automatic Sprinkler Company	720	Fire sprinklers and systems components
Yokohama America	470	Motor vehicle parts and accessories
Abbott	330	Specialty medical devices
Danfoss (formerly Comatrol)	260	Hydraulic pumps and motors
TaylorMade	245	Golf balls

Top 5 Non-Manufacturing Employers

Company	Employees	Industry
Clemson University	5,400	Higher Education
Pickens County School Districts	2,227	Public Education, K-12
Pickens County	730	Local Government
Prisma Health - Baptist Easley Hospital	704	Health Services
AnMed Health Cannon	232	Health Services

 Airport Access	 Port Access	 Highway Access	 Rail Access
<p>Greenville Spartanburg International</p> <ul style="list-style-type: none"> - 50 non-stop daily departures - 17 major cities and airports across the US <ul style="list-style-type: none"> - Allegiant Air - American Airlines - Delta - Southwest Airlines - United Airlines - 1.2M passengers flown in FY2021 - 84,217 tons of air cargo moved in FY2021 <p>Pickens County Airport</p>	<p>Inland Port Greer</p> <ul style="list-style-type: none"> - 35 miles from the City of Pickens - 157,842 rail lifts in FY2021 - 12.3% growth from FY2020 <p>Port of Charleston</p> <ul style="list-style-type: none"> - 227 miles from the City of Pickens - 2.5 M TEUs handled in FY2021 - 9.63% growth from FY2020 	<p>Interstates</p> <ul style="list-style-type: none"> - I-85 <p>Highways</p> <ul style="list-style-type: none"> - US-76 - US-123 - US-178 	<p>Rail Providers</p> <ul style="list-style-type: none"> - Norfolk-Southern - Pickens



Alliance Pickens
 A. Ray Farley, II, CEcD, *Executive Director*
 864.898.1500
www.alliancepickens.com



APPALACHIAN
 COUNCIL OF GOVERNMENTS
Appalachian Council of Governments
 30 Century Circle, Greenville, SC 29607
 864.242.9733
www.scacog.org

Additional Resources

www.co.pickens.sc.us
www.pickenschamberofcommerce.com

www.upstatealliance.com
www.clemson.edu

www.southcarolinaparks.com
www.sciway.net